

Paint and Stain Options




Acorn




Indigo




Lynx



Cypress




*112 Alpine**




100 Snow




102 Pearl



*110 Onyx



120 Chestnut




121 Brown




*125 Suede




*126 Cream




*128 Maple




134 Blue




136 Light Blue




138 Teal



140 Candy Apple




136 Light Blue



138 Teal

Samples shown may differ due to varying light sources and fluctuations in printing. Your stained entryway is custom-made and professionally hand applied to achieve the look of an authentic wood door. You may see variances between these printed stain chips and your finished entry door. We recommend homeowners review a fiberglass stain sample for the closest color reference.




104 Champagne




106 Granite



*108 Gray




*122 Sand




123 Tuscan Clay




*124 Beige




130 Indigo



*132 Wedgewood



133 Purple




142 Cypress




144 Forest Green



146 Green



154 Maroon



156 Orange



158 Yellow



Shown in Classic Craft® Mahogany Grain.



Wildflower Honey



Rustic Clay



Barley




New Earth



Autumn Harvest




Redwood




Mulberry



Acorn




Bark




Timber



Driftwood



Raven



Shale



Lynx

Our different grains give a varying appearance on stains, so we are showing a sample of New Earth on all grains below.



Classic Craft®
Fir Grain



Classic Craft®
Walnut Grain



Classic Craft®
Mahogany Grain



Classic Craft®
Oak Grain



Fiber-Classic®
Mahogany Grain



Classic Craft®
Oak Grain



palmerdonavin.com